







Story Puppets



Instructions

- Photocopy puppets onto heavy paper.
- Cut out one set of puppets (father, son #1, son #2, and pig) for each child.
- Have the children decorate the puppets.
- Cut slits into the top of one end of the rectangular strip and at the bottom of the other end so the ends can be joined around the finger.
- Secure with clear tape.

